


# LINE STRETCHERS TYPE N MODELS

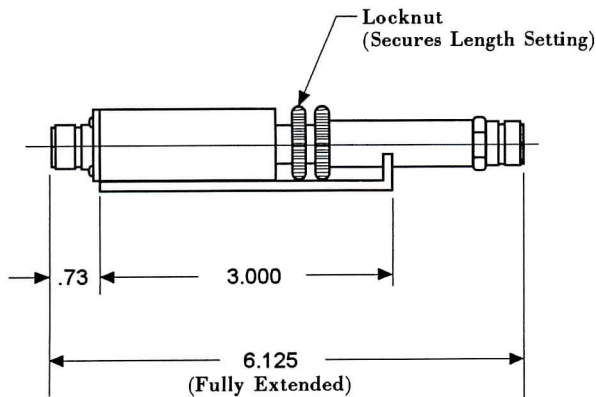
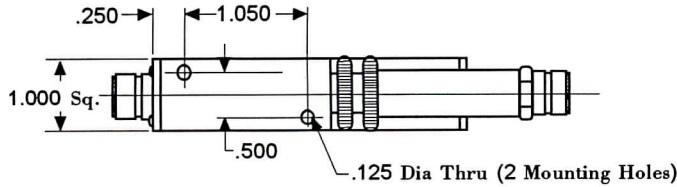
DC-8 GHz



**Model No. N5428T  
Form 5277**



**Model No. N5428T-MF  
Form 5277-1**



## GENERAL SPECIFICATIONS

- Frequency Range . . . . . DC - 8 GHz
- Phase Adjustment . . . . . 30° / GHz
- VSWR (max) . . . . . 1.3 to 4 GHz  
1.4 to 6 GHz  
1.5 to 8 GHz
- Insertion Loss (max) . . . . . 0.3 dB to 2 GHz  
0.4 dB to 4 GHz  
0.5 dB to 6 GHz  
0.75 dB to 8 GHz
- Insertion Delay (Approx) . . . . . 0.53 nsec min to  
0.62 nsec max
- RF Power . . . . . 100 Watts average  
5 kW peak
- Connectors . . . . . Type N Female \*
- Mounting Provision . . . . . 2 Thru Holes
- Finish . . . . . MIL-C-39012

Frequency Range	Models
DC - 2 GHz	N3428T
DC - 4 GHz	N4428T
DC - 8 GHz	N5428T

\* For Type N Male/Female connectors, suffix model number with -MF. Ex: N9428T-MF. Form 5277 changes to Form 5277-1.